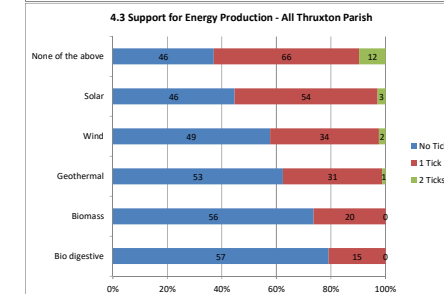
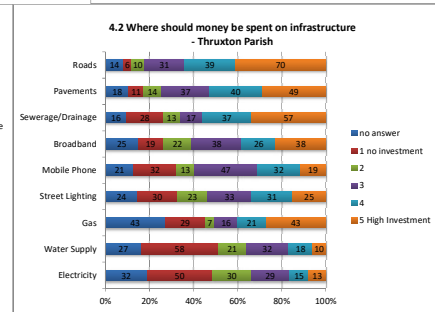
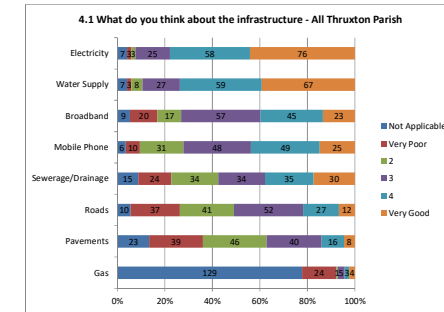
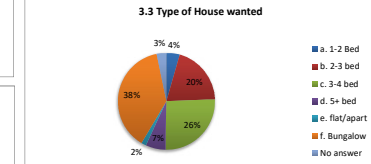
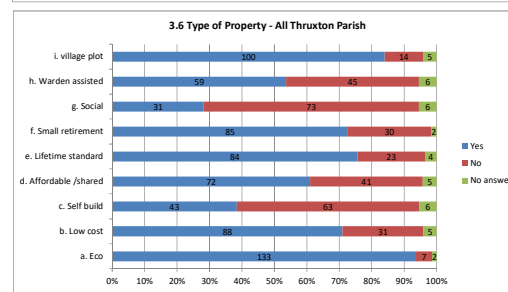
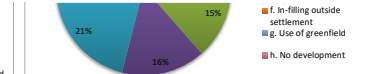
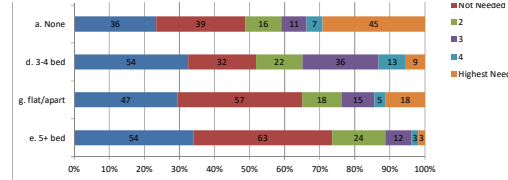
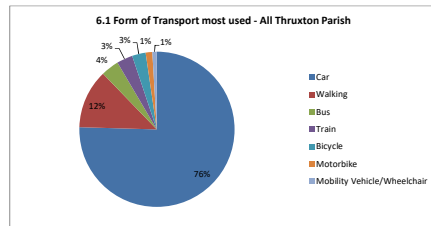


		121	15	7	23	11	39	1	21	
3.4.1	With a Garden	None	Small	Family	Communal					
		1	64	74	6					
	Type of Housing most needed	No Answer	1	2	3	4	5			
	e. 5+ bed	54	63	24	12	3	3			
	g. flat/apart	47	57	18	15	5	18			
	d. 3-4 bed	54	32	22	36	13	9			
	a. None	36	39	16	11	7	45			
	b. 1-2 bed	40	21	16	30	23	34			
	f. Bungalow	36	20	15	25	31	39			
	c. 2-3 bed	40	23	10	33	35	29			
3.6	Should those properties be	a. Eco	b. Low cost	c. Self build	d. Affordable /shared	e. Lifetime standard	f. Small retirement	g. Social	h. Warden assisted	i. village plot
	Yes	133	88	43	72	84	85	31	59	100
	No	7	31	63	41	23	30	73	45	14
	No answer	2	5	6	5	4	2	6	6	5
3.7	Any people who need alternative accommodation	Yes	No							
		47	125							
3.8	If yes then when	no answer	within 5	5-10 years	>10 years					
		46	19	19	10					
3.9	Would they remain in the village	no answer	Yes	No	Not sure					
		44	28	7	20					
3.10	If remain what type of property would they need	no answer or N/A	a. Flat/ Small House	b. Family	c. Level access	d. Sheltered	e. Low cost			
		52	23	13	7		4	11		
3.11	If rent would you want to own	no answer or N/A	Yes	No						
		71	11	11						
3.12	If yes then why not	no answer or N/A	a. Too expensive	b. Available housing wrong size	c. Available is unsuitable for need					
		65	17	1	0					
3.13	How many houses could be constructed in the next 15 years	a. >300	b. up to 300	c. up to 200	d. up to 100	e. up to 50	f. up to 25	g. up to 10	h. none	No answer
		0	0	2	10	28	51	59	23	5
3.14	What size of developments is most appropriate	a. more than 25	b. 10-25	c. <10	d. individual	No answer				
		6	40	83	89	2				
3.15	Do you think development should	a. in one go	b. over 15 years	No answer						
		20	148	2						
4.1	What do you think about the Infrastructure	N/A	1 Poor	2	3	4	5 Very Good	No answer	1+2+3+50%	3+4+5+50% Total Response
4.1d	Gas	129	24	1	5	3	4	2	30	12
4.1ag	Pavements	23	39	46	40	16	8	1	125	64
4.1h	Roads	10	37	41	52	27	12	1	130	91
4.1a	Sewerage/Drainage	15	24	34	34	35	30	1	92	99
4.1e	Mobile Phone	6	10	31	48	49	25	2	89	122
4.1f	Broadband	9	20	17	57	45	23	2	94	125
4.1b	Water Supply	7	3	8	27	59	67	4	38	153
4.1c	Electricity	7	3	3	25	58	76	1	31	159
4.2	Where should money be spent on Infrastructure	no answer	1 no investment	2	3	4	5 High Investment		3+4+5+50%	
4.2e	Electricity	32	50	30	29	15	13		57	169
4.2c	Water Supply	27	58	21	32	18	10		60	166
4.2g	Gas	43	29	7	16	21	43		80	159
4.2i	Street Lighting	24	30	23	33	31	25		89	166
4.2b	Mobile Phone	21	32	13	47	32	19		98	164
4.2d	Broadband	25	19	22	38	26	38		102	168
4.2a	Sewerage/Drainage	16	28	13	17	37	57		111	168
4.2f	Pavements	18	11	14	37	40	49		126	169
4.2h	Roads	14	6	10	31	39	70		140	170
4.3	Should NP support the development of	no tick	1 tick	2 tick	1 Tick + 2 Ticks				Total Response	
4.3c	Bio digestive	57	15	0	15	21%	72			
4.3b	Biomass	56	20	0	20	26%	76			
4.3a	Geothermal	53	31	1	33	39%	85			
4.3d	Wind	49	34	2	38	45%	85			
4.3c	Solar	46	54	3	60	58%	103			
4.3e	None of the above	46	66	12	90	73%	124			
4.5	Concerned about Air Quality	no answer	Yes	no	Yes %	No %				
		4	53	126	29%	69%				
	Do you own/run a business	no answer	Yes	no						
		4	29	135	17%	80%				
5.1	If Yes is it in the Parish	N/A	Yes	no						
		57	14	20	41%	59%				
		no answer	Yes	no						
5.3	Able to find premises	47	3	31	9%	91%				
5.4	Employ Staff locally	37	11	35	24%	76%				



5.5	Difficult to recruit locally	44	4	33	11%	89%
6.1	What form of Transport most used	Tick	% of 176			
6.1a	Car	160	91%			
6.1c	Walking	26	15%			
6.1d	Bus	8	5%			
6.1f	Train	7	4%			
6.1b	Bicycle	6	3%			
6.1e	Motorbike	3	2%			
6.1g	Mobility Vehicle/Wheelchair	2	1%			
6.2	What Transport like to use more	Tick				
6.2a	Bus	73	41%			
6.2f	Walking	52	30%			
6.2c	Bicycle	37	21%			
6.2b	Train	22	13%			
6.2d	Motorbike	4	2%			
6.2e	Mobility Vehicle/Wheelchair	3	2%			
6.3	How often do you catch a bus	Tick				
6.3a	Daily	0	0%			
6.3b	A few times a week	5	3%			
6.3c	A few times a month	5	3%			
6.3d	Occasionally	22	13%			
6.3e	Hardly Ever	29	17%			
6.3f	Never	112	65%			
6.5	Creation of better footpaths	Tick				
6.5a	Strongly in favour	102	61%			
6.5b	Moderately in favour	59	35%			
6.5c	Moderately against	3	2%			
6.5d	Strongly against	3	2%			
6.7	Do you think there is a parking problem	Tick				
6.7a	Strongly agree	28	18%			
6.7b	Agree	59	37%			
6.7c	Disagree	63	39%			
6.7d	Strongly disagree	10	6%			
6.9	Traffic throughout the Parish					
6.9.1	Thrxuton Village	no answer	1 no concern	2	3	4 5 High concern
6.9.1a	Volume of Traffic	19	13	28	41	33 36
6.9.1d	Noise of Traffic	20	12	21	39	36 41
6.9.1f	Risk to cyclists/mobility	20	6	14	32	49 50
6.9.1b	Size of vehicles	15	6	15	17	42 75
6.9.1e	Risk to pedestrians	17	5	11	32	48 61
6.9.1c	Speed of Traffic	13	3	12	23	37 87
6.9.2	Dauntsey Lane	no answer	1 no concern	2	3	4 5 High concern
6.9.2d	Noise of Traffic	86	6	11	25	7 9
6.9.2a	Volume of Traffic	83	9	12	20	11 10
6.9.2e	Risk to pedestrians	84	8	8	15	13 18
6.9.2f	Risk to cyclists/mobility	84	7	5	13	17 17
6.9.2b	Size of vehicles	82	8	6	14	17 20
6.9.2c	Speed of Traffic	82	5	7	13	14 24
6.9.3	Thrxuton Down	no answer	1 no concern	2	3	4 5 High concern
6.9.3a	Volume of Traffic	86	13	14	19	8 9
6.9.3b	Size of vehicles	88	12	13	16	9 14
6.9.3d	Noise of Traffic	88	10	13	17	16 9
6.9.3e	Risk to pedestrians	87	9	9	16	13 15
6.9.3f	Risk to cyclists/mobility	87	8	5	14	19 16
6.9.3c	Speed of Traffic	82	6	6	14	14 30
6.9.4	Parkhouse Cross	no answer	1 no concern	2	3	4 5 High concern
6.9.4b	Size of vehicles	92	7	12	18	9 11
6.9.4a	Volume of Traffic	92	8	10	19	11 10
6.9.4d	Noise of Traffic	92	9	8	18	13 11
6.9.4e	Risk to pedestrians	91	7	8	13	14 18
6.9.4c	Speed of Traffic	91	7	6	17	13 18
6.9.4f	Risk to cyclists/mobility	91	7	7	12	19 18

37



176

176

176

176

176

176

176

176

176

176

176

176

176

176

176

176

176

176

176

176

176

176

176

176

176

176

176

176

176

176

176

176

176

176

176

176

176

176

176

176

176

176

176

176

176

176

176

176

176

176

176

176

176

176

176

176

176

176

176

176

176

176

176

176

176

176

176

176

176

176

176

176

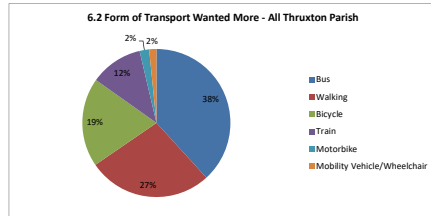
176

176

176

176

176



173

173

173

173

173

173

173

173

173

173

173

173

173

173

173

173

173

173

173

173

173

173

173

173

173

173

173

173

173

173

173

173

173

173

173

173

173

173

173

173

173

173

173

173

173

173

173

173

173

173

173

173

173

173

173

173

173

173

173

173

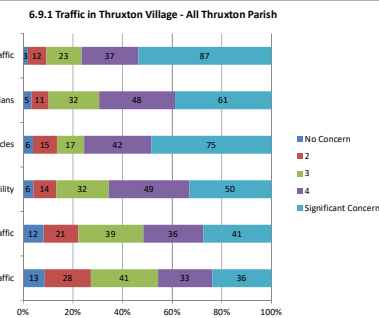
173

173

173

173

173



170

170

170

170

170

170

170

170

170

170

170

170

170

170

170

170

170

170

170

170

170

170

170

170

170

170

170

170

170

170

170

170

170

170

170

170

170

170

170

170

170

170

170

170

170

170

170

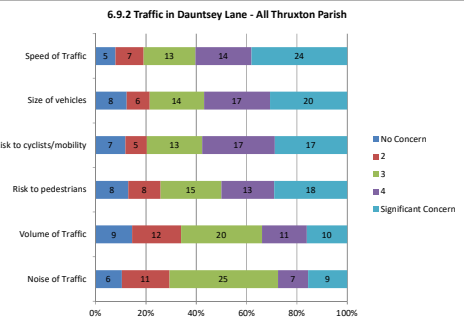
170

170

170

170

170



170

170

170

170

170

170

170

170

170

170

170

170

170

170

170

170

170

170

170

170

170

170